

20.67 M / 67'81"



## CARACTÉRISTIQUES PRINCIPALES

|                     |                  |
|---------------------|------------------|
| <b>Length</b>       | 20.67 M / 67'81" |
| <b>Beam</b>         | 5.29 M / 17'35"  |
| <b>Draft</b>        | 1.80 M / 5'91"   |
| <b>Displacement</b> | 39.50 tonnes     |
| <b>Registry</b>     | Malte            |

**2,290,000 EUR** 2,698,252 USD\*

\* Conversion approximative

🏠 Adresse:

3 Rue de la Loge L-1945 Luxembourg

📞 Contact

Thomas Peltier • P: +352.27.40.99.90 • M: +352.621.326.323

✉ E-mail:

t.peltier@seastemia.com

## SPÉCIFICATIONS

## DÉTAILS DU BATEAU

|                 |       |
|-----------------|-------|
| <b>Registry</b> | Malte |
|-----------------|-------|

## DIMENSIONS

|               |                  |
|---------------|------------------|
| <b>Length</b> | 20.67 M / 67'81" |
|---------------|------------------|

|             |                 |
|-------------|-----------------|
| <b>Beam</b> | 5.29 M / 17'35" |
|-------------|-----------------|

|              |                |
|--------------|----------------|
| <b>Draft</b> | 1.80 M / 5'91" |
|--------------|----------------|

|                     |              |
|---------------------|--------------|
| <b>Displacement</b> | 39.50 tonnes |
|---------------------|--------------|

## MACHINERY

|                     |     |
|---------------------|-----|
| <b>Engine Maker</b> | MAN |
|---------------------|-----|

|              |       |
|--------------|-------|
| <b>Drive</b> | Shaft |
|--------------|-------|

|                          |   |
|--------------------------|---|
| <b>Number of Engines</b> | 2 |
|--------------------------|---|

|                        |        |
|------------------------|--------|
| <b>Propulsion Mode</b> | Diesel |
|------------------------|--------|

|                        |             |
|------------------------|-------------|
| <b>Engine(s) power</b> | 1,550.00 hp |
|------------------------|-------------|

|                        |              |
|------------------------|--------------|
| <b>Engine(s) model</b> | MANV12CR1550 |
|------------------------|--------------|

|                        |           |
|------------------------|-----------|
| <b>Heures moteur 1</b> | 120.00 H. |
|------------------------|-----------|

|                        |           |
|------------------------|-----------|
| <b>Heures moteur 2</b> | 120.00 H. |
|------------------------|-----------|

|                             |      |
|-----------------------------|------|
| <b>Main Generator Maker</b> | ONAN |
|-----------------------------|------|

|                             |          |
|-----------------------------|----------|
| <b>Main Generator Power</b> | 19.00 KW |
|-----------------------------|----------|

|                             |           |
|-----------------------------|-----------|
| <b>Main Generator Hours</b> | 240.00 H. |
|-----------------------------|-----------|

|                                  |      |
|----------------------------------|------|
| <b>Auxiliary Generator Maker</b> | ONAN |
|----------------------------------|------|

20.67 M / 67'81"

## MACHINERY

|                                  |                    |                                  |                          |
|----------------------------------|--------------------|----------------------------------|--------------------------|
| <b>Auxiliary Generator Power</b> | 19.00 KW           | <b>Auxiliary Generator Hours</b> | 240.00 H.                |
| <b>Stabilizer Type</b>           | Gyroscopic         | <b>Stabilizer Maker</b>          | Seakeeper NG9            |
| <b>Water Maker</b>               | Idromar            | <b>Water Maker Flow</b>          | 130.00 l/H / 34.32 gal/H |
| <b>AC type</b>                   | Super tropical A/C |                                  |                          |

## PERFORMANCES

|                       |              |                  |              |
|-----------------------|--------------|------------------|--------------|
| <b>Cruising Speed</b> | 32.00 noeuds | <b>Max Speed</b> | 37.00 noeuds |
| <b>Range</b>          | 250.00 NM    |                  |              |


## TANKAGES

|                   |                                    |              |                                |
|-------------------|------------------------------------|--------------|--------------------------------|
| <b>Fuel</b>       | 3,800.00 litres / 1,003.20 US gals | <b>Water</b> | 710.00 litres / 187.44 US gals |
| <b>Grey Water</b> | 330.00 litres / 87.12 US gals      |              |                                |

20.67 M / 67'81"



20.67 M / 67'81"



20.67 M / 67'81"



20.67 M / 67'81"




20.67 M / 67'81"




20.67 M / 67'81"




20.67 M / 67'81"



20.67 M / 67'81"



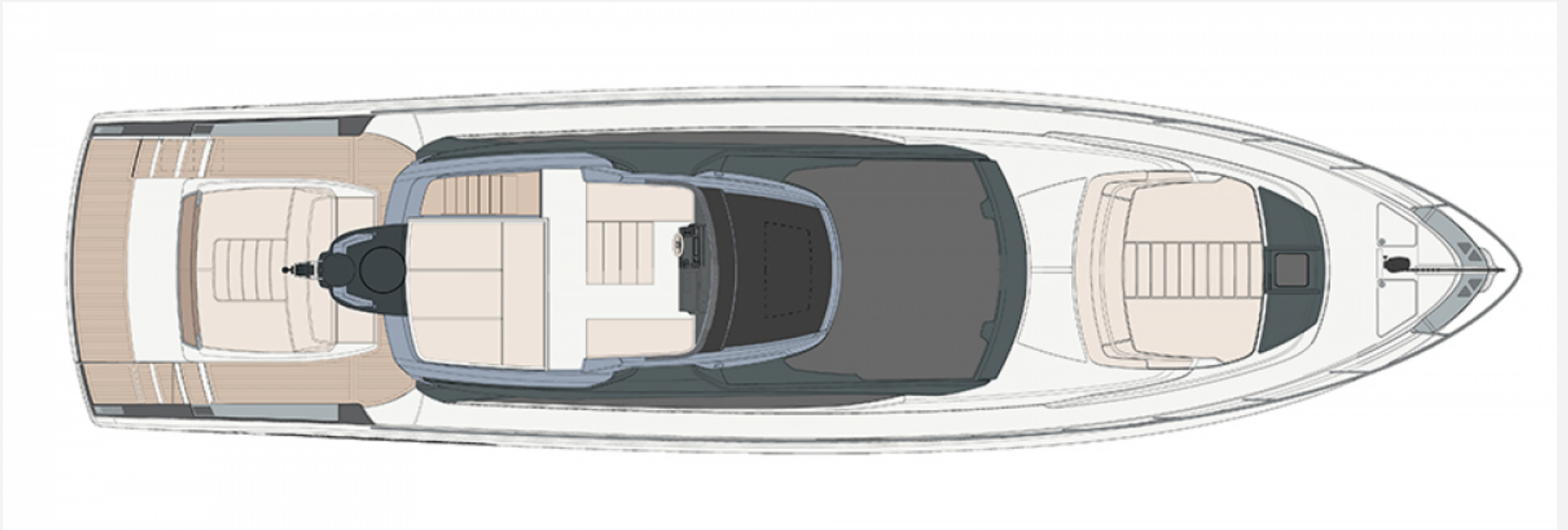
20.67 M / 67'81"



20.67 M / 67'81"



20.67 M / 67'81"



20.67 M / 67'81"



20.67 M / 67'81"

