

20.50 M / 67'26"



CARACTÉRISTIQUES PRINCIPALES

| | |
|---------------------|-------------------------|
| Builder | Sunseeker International |
| Built Year | 2022 |
| Length | 20.50 M / 67'26" |
| Beam | 5.10 M / 16'73" |
| Draft | 1.60 M / 5'25" |
| Displacement | 37.81 tonnes |
| Registry | Luxembourg |

2,150,000 EUR 2,533,293 USD*

* Conversion approximative

🏠 Adresse:

3 Rue de la Loge L-1945 Luxembourg

📞 Contact

Thomas Peltier • P: +352.27.40.99.90 • M: +352.621.326.323

✉ E-mail:

t.peltier@seastemia.com

20.50 M / 67'26"

SPÉCIFICATIONS

DÉTAILS DU BATEAU

| | | | |
|----------------------|-------------|--------------------|------------|
| Main Category | Motor yacht | Boat Status | Brokerage |
| Built Year | 2022 | Registry | Luxembourg |

BUILDER / DESIGNER

| | | | |
|------------------|-------------------------|--------------|-------------|
| Builder | Sunseeker International | Model | Predator 65 |
| Hull Type | Planning Hull | | |

DIMENSIONS

| | | | |
|---------------|------------------|---------------------|-----------------|
| Length | 20.50 M / 67'26" | Beam | 5.10 M / 16'73" |
| Draft | 1.60 M / 5'25" | Displacement | 37.81 tonnes |

MACHINERY

| | | | |
|--------------------------|-------|------------------------|-----------|
| Engine Maker | Volvo | Drive | Pod Drive |
| Number of Engines | 2 | Propulsion Mode | Diesel |

20.50 M / 67'26"

MACHINERY

| | | | |
|-----------------------------|--------------------------|-----------------------------|------------|
| Engine(s) power | 1,000.00 hp | Engine(s) model | IPS 1350 |
| Heures moteur 1 | 300.00 H. | Heures moteur 2 | 300.00 H. |
| Main Generator Maker | ONAN | Main Generator Power | 17.50 KW |
| Main Generator Hours | 150.00 H. | Stabilizer Type | Gyroscopic |
| Stabilizer Maker | SEA KEAPER | Water Maker | IDROMAR |
| Water Maker Flow | 120.00 l/H / 31.68 gal/H | AC type | TROPICAL |

PERFORMANCES

| | | | |
|-----------------------|--------------|---------------------------------|--------------|
| Cruising Speed | 28.00 noeuds | Max Speed | 35.00 noeuds |
| Range | 750.00 NM | Cruising Speed for Range | 10.00 noeuds |

TANKAGES

| | | | |
|--------------------|----------------------------------|--------------|--------------------------------|
| Fuel | 3,500.00 litres / 924.00 US gals | Water | 800.00 litres / 211.20 US gals |
| Black Water | 200.00 litres / 52.80 US gals | | |

20.50 M / 67'26"




20.50 M / 67'26"




20.50 M / 67'26"



20.50 M / 67'26"




20.50 M / 67'26"



20.50 M / 67'26"



20.50 M / 67'26"



20.50 M / 67'26"



20.50 M / 67'26"



20.50 M / 67'26"



20.50 M / 67'26"



20.50 M / 67'26"



20.50 M / 67'26"



20.50 M / 67'26"



20.50 M / 67'26"

