

26.10 M / 85'62"



### CARACTÉRISTIQUES PRINCIPALES

<b>Built Year</b>	2009
<b>Refit Year</b>	2017
<b>Length</b>	26.10 M / 85'62"

**36,000 EUR 41,213 USD\* par semaine**

\* Conversion approximative

🏠 Adresse:

3 Rue de la Loge L-1945 Luxembourg

📞 Contact

Thomas Peltier • P: +352.27.40.99.90 • M: +352.621.326.323

✉ E-mail:

t.peltier@seastemia.com

26.10 M / 85'62"

## SPÉCIFICATIONS

## DÉTAILS DU BATEAU

<b>Built Year</b>	2009	<b>Refit Year</b>	2017
-------------------	------	-------------------	------

## DIMENSIONS

<b>Length</b>	26.10 M / 85'62"
---------------	------------------

## PERFORMANCES

<b>Cruising Speed</b>	22.00 noeuds	<b>Max Speed</b>	28.00 noeuds
-----------------------	--------------	------------------	--------------

## ACCOMODATIONS

<b>Sleeps</b>	10 guests	<b>Courette</b>	6 simple, 2 double
---------------	-----------	-----------------	--------------------


<b>Bathroom</b>	4	<b>Crew</b>	4
-----------------	---	-------------	---

4

26.10 M / 85'62"



26.10 M / 85'62"



26.10 M / 85'62"



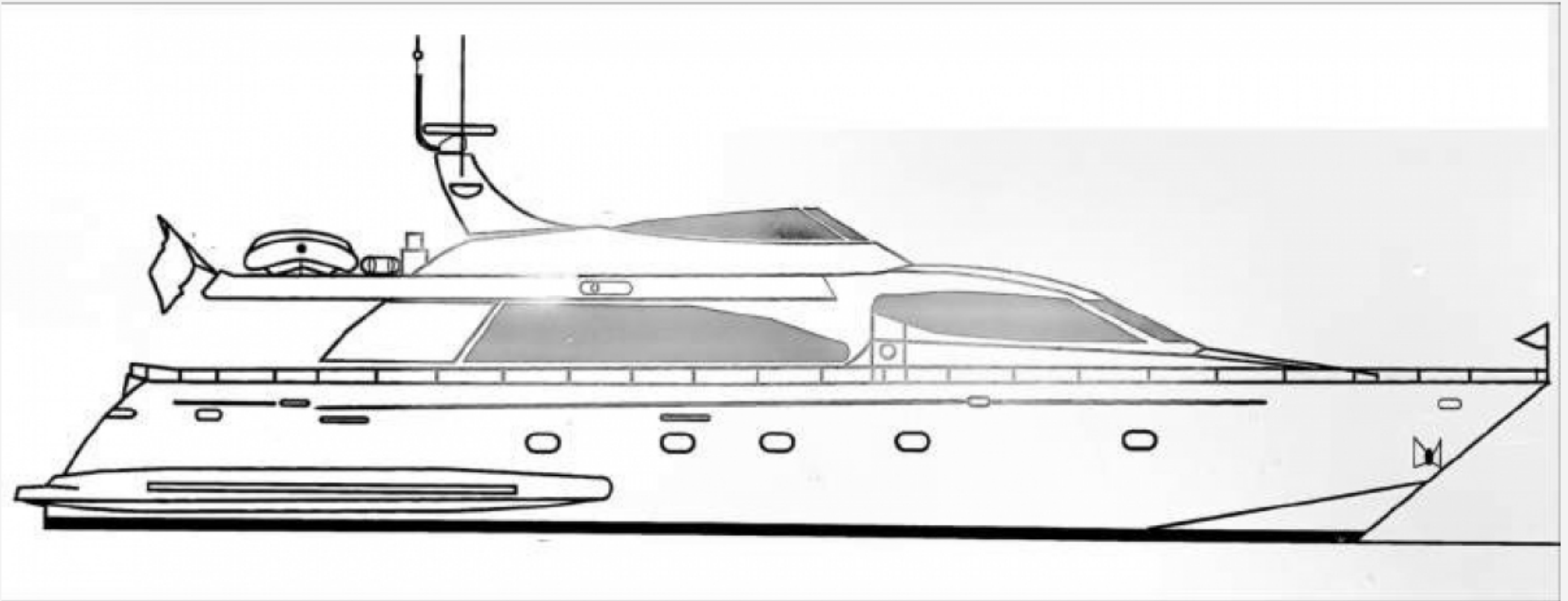
26.10 M / 85'62"



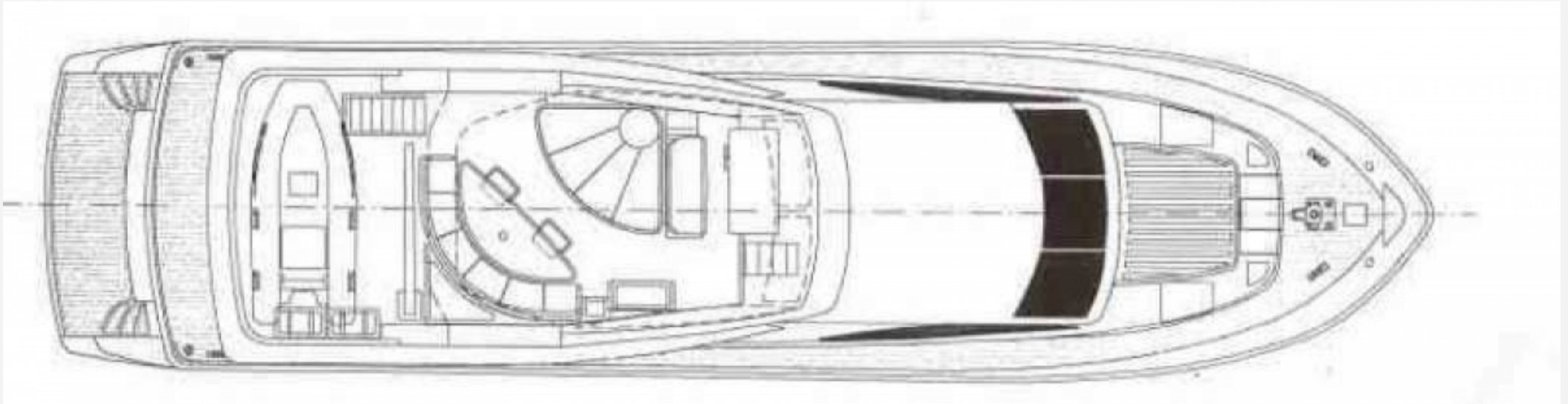
26.10 M / 85'62"



26.10 M / 85'62"



26.10 M / 85'62"



26.10 M / 85'62"

